

Better Usability



Minimum size with the footprint similar to that of a 17 inch laptop, with space saving design that allows internal storage of lyse giving small labs more space.

10.4 inch TFT touch screen together with our powerful software enhances user operations and experience.



New technology that eliminates the need for cleanser and rinse, reducing the number of reagents needed while at the same time lowering overall reagent consumption.

Flexible packaging of reagents, with normal and small sizes to better cater to the needs of different daily sample volumes.

Enhanced Performance



Higher throughput at 70 tests per hour.



Micro sample volume at 9.0uL for whole blood mode with capillary whole blood samples supported, perfect for pediatric samples.

BC-30s Auto Hematology Analyzer

Technical Specifications

Principles

Impedance method for WBC, RBC and PLT counting
Cyanide free reagent for hemoglobin test

Performance

Parameter	Linearity Range	Precision (CV %)	Carryover
WBC($10^9/L$)	0-200	$\leq 3.5\%$ (4.0-6.9) $\leq 2.0\%$ (7.0-15.0)	$\leq 0.5\%$
RBC($10^{12}/L$)	0-8.00	$\leq 1.5\%$ (3.5-6.5)	$\leq 0.5\%$
HGB(g/L)	0-280	$\leq 1.5\%$ (100-180)	$\leq 0.5\%$
MCV(fL)		$\leq 1.0\%$ (70-110)	
PLT($10^9/L$)	0-4000	$\leq 5.0\%$ (100-149) $\leq 4.0\%$ (150-500)	$\leq 1.0\%$

Parameters

21 parameters: WBC, Lymph#, Mid#, Gran#, Lymph%, Mid%, Gran%, RBC, HGB, HCT, MCV, MCH, MCHC, RDW-CV, RDW-SD, PLT, MPV, PDW, PCT, P-LCR, P-LCC
3 histograms for WBC, RBC and PLT

Reagent

M-30D DILUENT
M-30CFL LYSE
PROBE CLEANSER

Sample Volume

Prediluted mode 20 μ L
Whole blood mode 9 μ L

Throughput

70 samples per hour

Display

10.4 inch TFT Touch Screen

Data Storage Capacity

Up to 500,000 results including numeric and graphical information

Communication

LAN Port supports HL7 protocol
Support bi-directional LIS

Interface

4 USB port (for external printer, software upgrade, barcode reader, WIFI adapter, keyboard and mouse), LAN port (1)

Printout

Thermal recorder, 50 mm wide paper, various printouts formats
External printer optional

Operating Environment

Temperature: 10°C~40°C
Humidity: 10%~90%
Air pressure: 70kPa~106kPa

Power Requirement

100V-240V
 $\leq 300VA$
50Hz/60Hz

Dimension and Weight

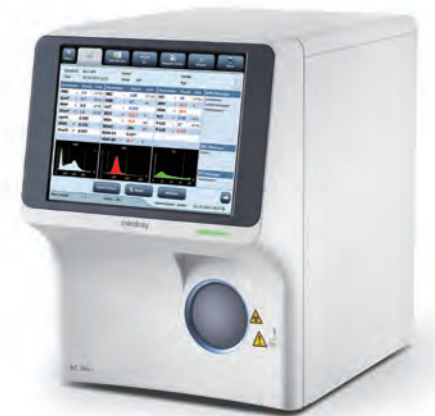
Dimension: Depth(410 mm) x width(300 mm) x height(400 mm)
Weight: $\leq 20Kg$



BC-30s

Auto Hematology Analyzer

Minimum Size,
Maximum Capability



Mindray Building, Keji 12th Road South,
High-tech Industrial Park, Nanshan, Shenzhen 518057, P.R. China
Tel: +86 755 8188 8998 Fax: +86 755 26582680
E-mail: intl-market@mindray.com www.mindray.com
Mindray is listed on the NYSE under the symbol "MR"

mindray are registered trademarks or trademarks owned by Shenzhen Mindray Bio-medical Electronics Co., LTD.
©2015 Shenzhen Mindray Bio-Medical Electronics Co., Ltd. All rights reserved. Specifications subject to changes without prior notice.
P/N: ENG-BC-30s-210285x6-20150331

mindray

mindray
healthcare within reach

BC-30s

Auto Hematology Analyzer

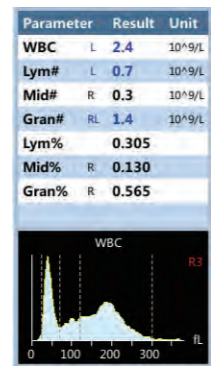
What a 3-part should be

At Mindray we pride ourselves in our dedication and experience in developing better solutions for small labs. Our new line of 3-part hematology analyzers is the culmination of that effort. Compact yet powerful, full featured yet affordable, the BC-30s is what a 3-part analyzer should be.

Exclusive Feature



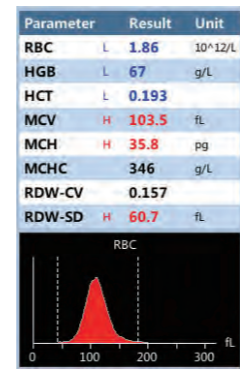
Detailed flag information never before seen on a 3-part analyzer. Provides information useful for diagnosis including WBC flag, RBC flag and PLT flag.



Leucopenia
Lymph decreased
Pancytopenia


Sample 1 : BC-30s shows flags "Leucopenia", "Lymph decreased", "Pancytopenia" which mean white blood cell decreased, the low number of Lymphocyte and decreased of leukocyte, erythrocyte and plate count. Meanwhile "R3" flag is also displayed. Two kinds of flag messages are both supported to ensure clinicians have better understanding of sample results.

Sample 2 : Flag "Anemia" means that the sample has the possibility of anemia.




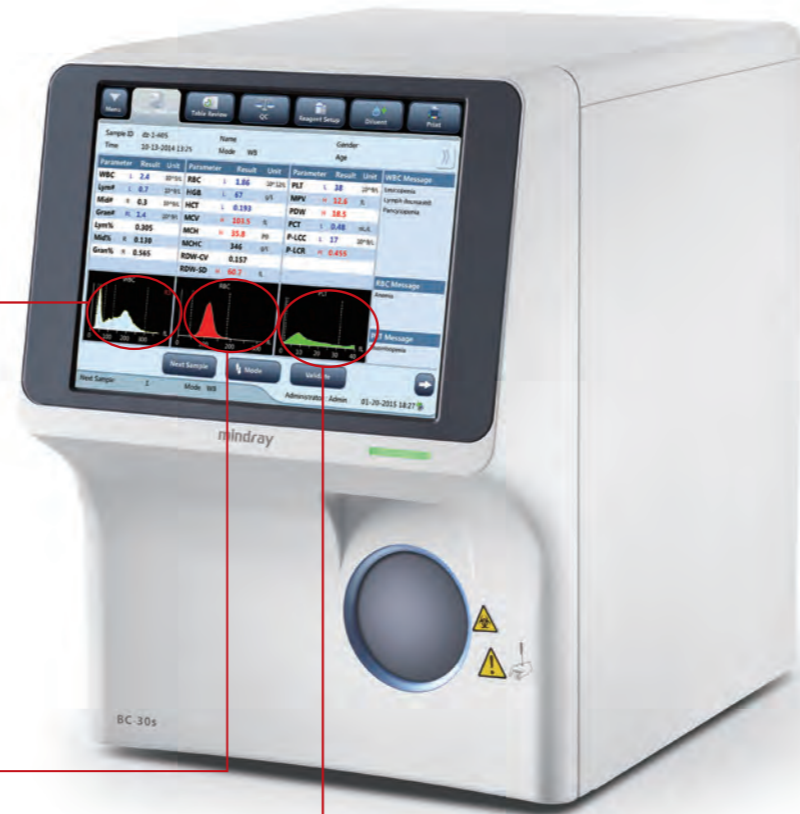
Anemia

Sample 3 : Flag "Thrombopenia" indicator is shown together with Platelets low flag.



Thrombopenia

Different flag information provided according to parameter results together with histograms.



WIFI capability provides you an added option for data communication together with bi-directional LIS, USB port and LAN port, barcode reader, printer and keyboard.

